

Scaled data based on original data using
LM-79-08 Approved Method: Electrical and Photometric Measurements of Solid-
State Lighting Products

Test Report Prepared for
Cooper Lighting Solutions
(formerly Eaton)

Brand: McGRAW-EDISON

Report Number: P227405

Luminaire Tested: **ISW-AF-600-LED-E1-RW-ULG**

Issue Date: 3/3/2020

Test Information

Test Method: LM-79-08
Report Number: P227405
TEST IS SCALED FROM IESNA LM-79-08 TEST DATA (P29767)-DOWNLIGHT AND
Test Lab: INNOVATION CENTER-P2
Issue Date: 3/3/2020
Manufacturer: COOPER LIGHTING SOLUTIONS (FORMERLY EATON)
Product Line: MCGRAW-EDISON
Catalog Number: ISW-AF-600-LED-E1-RW-ULG
Description: IMPACT ELITE LED WEDGE LUMINAIRE WITH UPLIGHT
LIGHT SQUARE WITH ACCULED OPTICS-RECTANGULAR WIDE TYPE I, WITH UPLIGHT
GLOW
Light Source: (16) 4000K CCT, 70 CRI LEDs and (1) UPLIGHT LED
Ballast/Driver: ELECTRONIC DRIVER

Summary

Lumens per Lamp: N/A
Luminaire Lumens: 5906.7 lumens
Efficiency: N/A
Efficacy: 117.2 lumens/watt
Luminous Opening: Rectangular w/ Sides (W: 0.5' x L: 0.5' x H: 0.54')
IES Classification: Type II - Medium - Non-Cutoff
BUG Rating: B2 - U5 - G2

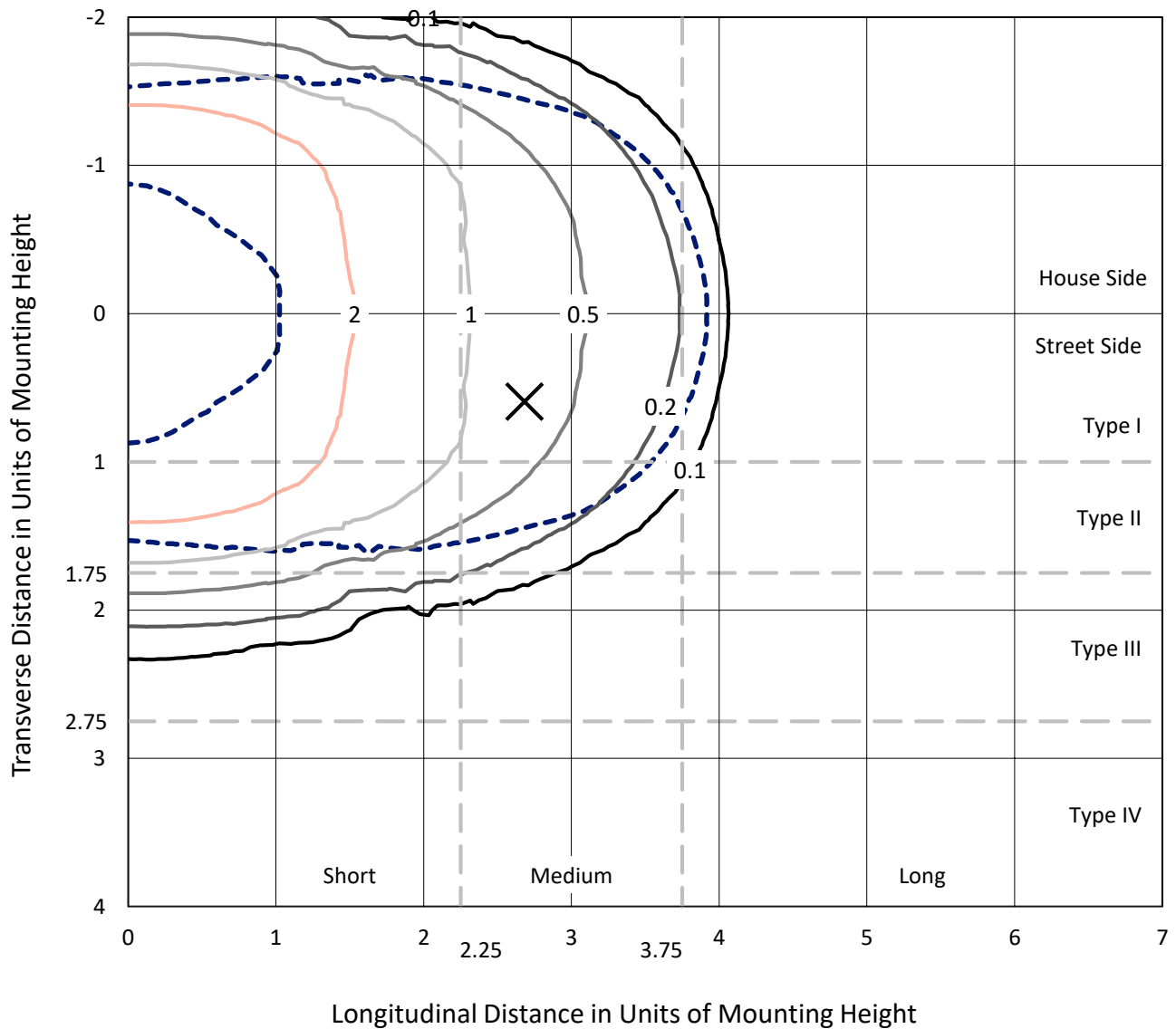
Input Watts (W): 50.4
Input Voltage (V): 120
Input Current (Ain): NR
Voltage Rise (V): NR
Power Factor: NR
Total Harmonic Distortion (THDi): NR
Frequency (hertz): 60
Stabilization Time: NR
Operation Time: NR
Ambient Temperature (°C): NR
Test Distance: 25 FT



REPORT NUMBER: P227405
 CATALOG NUMBER: ISW-AF-600-LED-E1-RW-ULG

Iso-Footcandle Lines of Horizontal Illumination

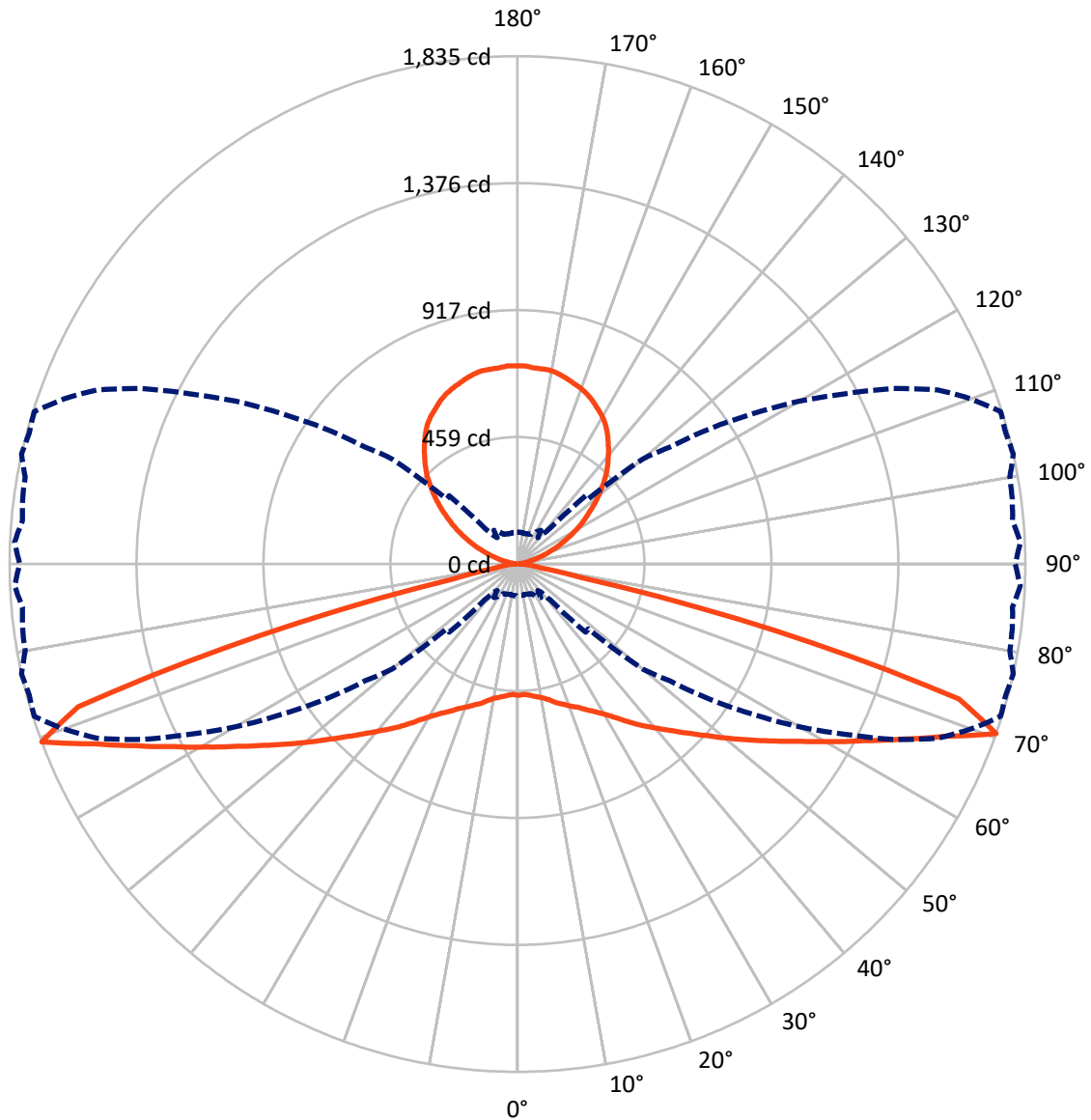
× Max cd
 - - - 1/2 Max cd



Based on 10 foot mounting height. Maximum calculated value = 4.9 fc
 Type II - Medium - Non-Cutoff

REPORT NUMBER: P227405
CATALOG NUMBER: ISW-AF-600-LED-E1-RW-ULG

Luminous Intensity Polar Plot



— Vertical Plane Through 77.5-Deg Lateral - - - Horizontal Cone Through 70-Deg Vertical

REPORT NUMBER: P227405

CATALOG NUMBER: ISW-AF-600-LED-E1-RW-ULG

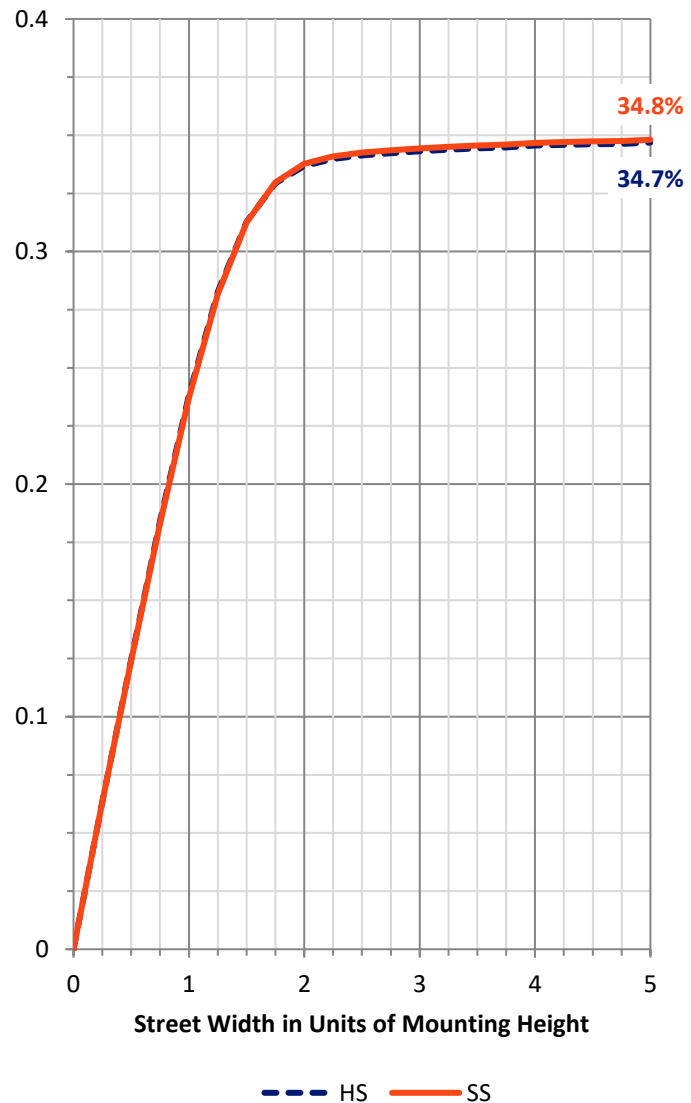
FLUX DISTRIBUTION:

		Downward	Upward	Total
House Side	Lumens	2065.5	887.8	2953.3
	% Fixture	35.0	15.0	50.0
Street Side	Lumens	2065.5	887.8	2953.3
	% Fixture	35.0	15.0	50.0
Total	Lumens	4131.1	1775.6	5906.7
	% Fixture	69.9	30.1	100.0

Coefficient of Utilization

ZONAL LUMENS:

Zone	Lumens	% Fixture
0°-10°	45.8	0.8
10°-20°	143.4	2.4
20°-30°	269.2	4.6
30°-40°	470.4	8.0
40°-50°	766.9	13.0
50°-60°	1049.5	17.8
60°-70°	965.4	16.3
70°-80°	377.4	6.4
80°-90°	43.0	0.7
90°-100°	10.1	0.2
100°-110°	58.7	1.0
110°-120°	169.9	2.9
120°-130°	279.4	4.7
130°-140°	344.6	5.8
140°-150°	352.5	6.0
150°-160°	297.0	5.0
160°-170°	195.5	3.3
170°-180°	67.8	1.1
0°-90°	4131.1	69.9
0°-180°	5906.7	100.0



REPORT NUMBER: P227405

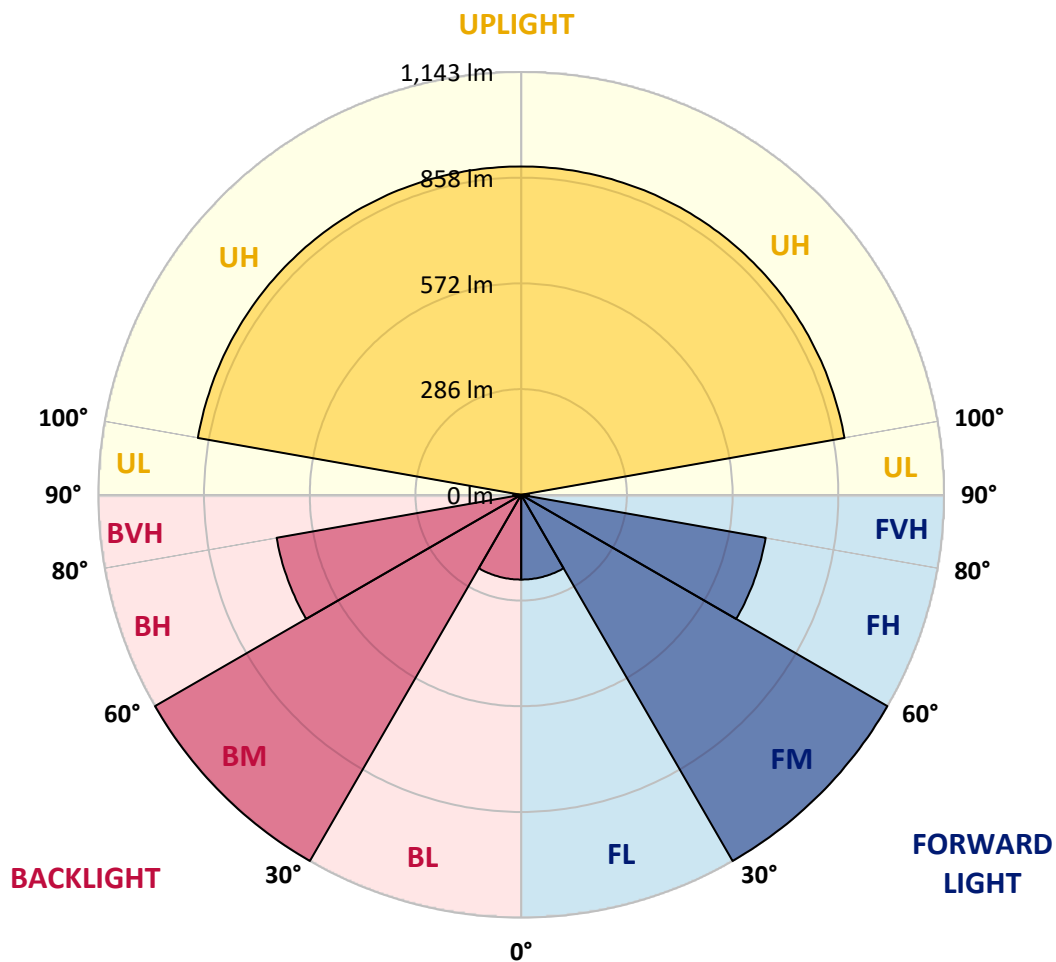
CATALOG NUMBER: ISW-AF-600-LED-E1-RW-ULG

LUMINAIRE CLASSIFICATION SYSTEM LUMEN TABLE AND BUG RATING:

Zone		Lumens	% Fixture	Zone Rating/Lumen Limit		
				B	U	G
FL	(0°-30°)	229.2	3.9			
FM	(30°-60°)	1143.4	19.4			
FH	(60°-80°)	671.4	11.4			G1/1800
FVH	(80°-90°)	21.5	0.4			G1/100
BL	(0°-30°)	229.2	3.9	B1/500		
BM	(30°-60°)	1143.4	19.4	B2/2500		
BH	(60°-80°)	671.4	11.4	B2/1000		G2/1000
BVH	(80°-90°)	21.5	0.4			G1/100
UL	(90°-100°)	10.1	0.2		U2/50	
UH	(100°-180°)	887.8	15.0		U4/1000	

BUG Rating: B2-U5-G2

Type II Medium





REPORT NUMBER: P227405

CATALOG NUMBER: ISW-AF-600-LED-E1-RW-ULG

CANDELA DISTRIBUTION (FULL):

	0°	5°	15°	25°	35°	37.5°	40°	42.5°	45°	47.5°	50°
0°	474.5	474.5	474.5	474.5	474.5	474.5	474.5	474.5	474.5	474.5	474.5
2.5°	472.7	472.1	472.1	472.7	473.9	474.5	473.3	473.9	473.9	473.3	475.2
5°	473.9	473.3	473.9	475.2	476.9	478.7	478.1	478.1	478.7	477.5	480.6
7.5°	472.7	472.1	473.3	476.3	480.6	483.0	483.0	483.0	484.3	483.7	487.2
10°	467.2	466.6	469.6	475.2	483.0	484.9	486.6	487.2	490.9	490.9	494.6
12.5°	462.4	463.0	467.2	475.8	488.5	489.1	491.5	494.0	498.8	496.3	503.1
15°	464.2	465.4	470.9	481.2	498.2	497.6	499.4	501.9	509.7	504.3	515.3
17.5°	473.3	475.2	481.2	493.4	511.0	507.9	510.4	514.0	524.4	517.6	530.4
20°	487.8	490.3	496.9	510.4	526.7	523.8	526.2	530.4	542.6	535.9	548.6
22.5°	507.3	509.7	517.0	532.2	549.8	546.3	548.6	552.3	565.7	555.4	571.1
25°	533.5	535.9	543.8	559.6	579.6	575.4	576.5	579.0	593.0	580.8	596.1
27.5°	569.9	572.3	579.0	594.2	613.7	610.0	611.2	613.7	628.2	616.1	629.4
30°	616.1	618.5	624.6	639.8	656.2	651.9	653.8	655.6	668.9	656.7	667.7
32.5°	670.7	670.1	679.2	695.1	709.6	701.7	701.7	701.7	714.5	702.4	710.8
35°	735.2	735.2	744.3	759.4	772.8	763.7	759.4	757.0	771.0	755.9	761.9
37.5°	805.7	802.6	816.6	830.5	843.3	831.8	828.1	825.1	835.4	818.4	821.4
40°	880.4	877.9	893.1	908.9	917.4	902.2	899.2	895.6	906.5	890.1	889.5
42.5°	948.4	946.6	966.1	984.3	994.6	975.2	970.9	967.3	979.4	963.0	959.3
45°	1006.2	1005.6	1028.0	1052.9	1071.1	1050.5	1047.5	1041.4	1053.5	1033.5	1031.6
47.5°	1051.1	1048.6	1076.0	1112.5	1141.6	1120.3	1119.7	1115.5	1128.2	1106.4	1104.0
50°	1081.5	1083.3	1113.1	1155.6	1203.0	1182.9	1184.8	1182.9	1201.8	1179.9	1182.9
52.5°	1087.0	1090.6	1128.8	1184.8	1251.0	1226.7	1240.6	1246.2	1269.8	1251.0	1257.1
55°	1021.9	1032.3	1090.6	1187.9	1280.7	1265.6	1283.2	1298.9	1332.4	1316.6	1327.6
57.5°	876.8	897.9	965.5	1106.4	1277.2	1285.6	1321.4	1345.8	1386.5	1372.5	1398.1
60°	677.4	692.0	766.8	931.4	1160.4	1172.0	1237.1	1314.2	1407.8	1427.2	1467.3
62.5°	443.6	452.0	525.0	692.0	959.3	963.0	1043.8	1144.1	1306.3	1348.8	1461.2
65°	219.9	231.5	270.4	398.5	672.0	667.1	755.9	873.1	1083.3	1130.1	1313.0
67.5°	137.3	139.1	147.0	184.7	336.6	298.9	371.8	494.6	749.1	791.0	1023.2
70°	115.4	114.9	113.0	118.5	148.2	120.3	133.1	173.8	348.7	346.9	589.9
72.5°	106.3	104.5	99.6	99.0	103.3	94.8	96.0	98.4	139.7	117.2	227.2
75°	97.8	94.2	88.1	86.2	86.2	79.6	79.6	80.2	90.5	85.1	103.3
77.5°	87.5	83.3	77.1	74.8	72.3	65.1	64.4	65.1	72.9	68.0	77.1
80°	75.3	71.1	66.8	63.2	59.5	52.9	51.0	51.0	57.7	52.9	60.1
82.5°	65.6	60.1	58.9	52.9	47.4	41.3	39.5	36.4	42.6	37.0	45.0
85°	48.6	44.4	55.9	46.7	37.6	33.5	26.7	22.5	26.7	21.9	28.5
87.5°	27.9	26.1	49.2	37.0	33.5	35.8	21.9	15.8	15.1	13.4	15.8
90°	10.5	11.2	15.0	13.6	15.4	11.7	9.5	9.2	10.8	9.6	11.5
92.5°	4.1	4.1	5.1	6.1	6.1	6.1	6.1	6.1	6.1	6.3	6.6
95°	5.1	5.1	6.1	7.2	7.2	7.2	7.2	7.2	7.2	7.2	7.2
97.5°	7.2	7.2	8.2	8.2	9.2	9.2	9.2	9.2	9.2	10.0	10.7
100°	8.2	8.2	9.2	10.2	12.3	14.5	16.9	19.2	21.5	23.5	25.6
102.5°	11.3	11.3	13.3	18.4	27.6	30.9	34.3	37.6	40.9	43.5	46.0
105°	21.5	22.5	27.6	36.8	49.1	53.0	56.8	60.6	64.4	66.7	69.0
107.5°	41.9	43.0	50.1	59.3	74.7	78.6	82.3	86.1	90.0	91.9	93.6
110°	67.5	69.6	75.7	89.0	104.3	107.4	110.5	113.5	116.6	118.2	119.7



REPORT NUMBER: P227405

CATALOG NUMBER: ISW-AF-600-LED-E1-RW-ULG

CANDELA DISTRIBUTION (continued):

	0°	5°	15°	25°	35°	37.5°	40°	42.5°	45°	47.5°	50°
112.5°	101.3	101.3	108.4	123.8	137.1	139.3	141.7	144.0	146.3	147.5	148.8
115°	143.2	142.2	150.4	162.6	171.9	173.4	174.9	176.5	178.0	179.2	180.6
117.5°	188.2	188.2	193.3	201.5	206.6	207.5	208.2	208.9	209.7	211.2	212.8
120°	230.2	228.1	231.2	238.3	242.4	244.0	245.5	247.0	248.6	249.4	250.1
122.5°	269.0	266.0	267.0	273.1	277.2	278.8	280.3	281.8	283.4	283.9	284.4
125°	304.8	300.7	302.8	305.9	312.0	313.2	314.6	315.9	317.1	317.9	318.6
127.5°	337.6	336.6	336.6	340.6	346.8	347.0	347.3	347.6	347.8	349.0	350.4
130°	371.3	369.3	370.3	374.4	378.5	379.0	379.5	380.0	380.5	381.8	383.1
132.5°	405.1	403.0	402.0	410.2	413.3	413.5	413.8	414.1	414.3	415.8	417.4
135°	438.8	435.8	435.8	441.9	445.0	445.5	446.0	446.5	447.0	448.6	450.1
137.5°	470.6	467.5	469.5	470.6	474.6	475.7	476.7	477.7	478.7	480.0	481.3
140°	499.2	496.1	498.2	500.2	502.3	503.8	505.3	506.9	508.4	509.2	509.9
142.5°	529.9	526.8	528.9	529.9	533.0	534.0	535.0	536.0	537.0	537.6	538.1
145°	562.6	558.5	556.5	559.6	562.6	562.8	563.1	563.4	563.6	564.9	566.2
147.5°	588.2	585.1	584.1	587.2	587.2	587.4	587.7	588.0	588.2	589.4	590.8
150°	608.7	605.6	606.6	606.6	606.6	606.6	606.6	606.6	606.6	607.6	608.7
152.5°	625.0	622.0	622.0	623.0	624.0	624.0	624.0	624.0	624.0	624.2	624.5
155°	643.4	639.3	639.3	641.4	644.5	643.9	643.4	642.9	642.4	641.9	641.4
157.5°	660.8	657.8	657.8	658.8	660.8	660.6	660.3	660.0	659.8	659.6	659.3
160°	678.2	675.1	674.1	671.1	670.0	670.0	670.0	670.0	670.0	670.9	671.6
162.5°	688.4	684.4	684.4	680.3	676.2	676.7	677.2	677.7	678.2	679.2	680.3
165°	696.6	693.6	691.5	691.5	688.4	688.4	688.4	688.4	688.4	688.2	687.9
167.5°	705.8	702.8	699.7	701.7	703.8	703.0	702.3	701.5	700.7	698.9	697.1
170°	714.0	711.0	707.9	707.9	708.9	708.4	707.9	707.4	706.9	705.6	704.3
172.5°	715.0	713.0	711.0	708.9	705.8	705.8	705.8	705.8	705.8	705.6	705.3
175°	716.1	714.0	713.0	711.0	706.9	706.7	706.3	706.0	705.8	705.8	705.8
177.5°	723.2	721.2	716.1	715.0	713.0	712.5	712.0	711.5	711.0	710.7	710.4
180°	716.1	716.1	716.1	716.1	716.1	716.1	716.1	716.1	716.1	716.1	716.1

REPORT NUMBER: P227405

CATALOG NUMBER: ISW-AF-600-LED-E1-RW-ULG

CANDELA DISTRIBUTION (continued):

	52.5°	55°	57.5°	60°	62.5°	65°	67.5°	70°	72.5°	75°	77.5°
0°	474.5	474.5	474.5	474.5	474.5	474.5	474.5	474.5	474.5	474.5	474.5
2.5°	473.3	475.2	472.7	475.2	470.9	474.5	471.5	475.2	472.1	475.2	471.5
5°	476.3	481.2	475.8	482.4	474.5	482.4	475.8	483.0	476.9	483.0	476.3
7.5°	481.2	489.7	482.4	490.9	481.2	492.1	483.0	493.4	484.3	494.0	483.7
10°	487.2	498.2	488.5	499.4	487.8	500.6	489.1	502.5	490.3	503.7	490.9
12.5°	492.8	506.7	495.8	510.4	497.6	512.8	499.4	516.4	501.9	519.5	503.1
15°	503.1	521.3	507.3	525.0	510.4	527.9	513.4	532.9	516.4	536.4	519.5
17.5°	516.4	536.4	521.9	539.5	523.8	543.2	527.3	546.8	530.4	551.1	532.2
20°	534.7	554.7	539.5	556.5	541.3	558.9	543.2	560.8	546.8	564.5	548.0
22.5°	555.4	574.2	557.7	574.8	557.7	574.2	558.9	574.8	560.8	577.1	562.6
25°	580.2	597.8	581.4	596.1	579.0	593.6	579.0	593.6	580.8	594.8	583.9
27.5°	614.9	628.2	611.2	624.0	605.8	618.5	603.3	616.1	604.0	616.1	605.2
30°	653.8	665.9	646.5	656.7	636.7	646.5	630.0	641.0	628.2	639.8	631.3
32.5°	696.3	706.0	686.6	695.1	674.4	682.9	665.3	672.6	661.6	668.9	663.5
35°	743.7	753.4	733.4	741.2	720.6	727.8	710.2	713.9	703.0	707.8	703.0
37.5°	800.2	808.6	785.6	792.9	770.4	779.5	758.2	761.9	748.5	751.6	741.8
40°	860.9	870.0	842.7	850.0	822.0	832.4	808.6	811.1	792.9	796.0	780.7
42.5°	926.6	935.1	901.0	907.2	874.3	885.3	857.2	862.1	840.3	843.3	823.9
45°	998.8	1003.7	966.1	970.3	930.8	941.7	906.5	915.6	889.5	895.6	873.1
47.5°	1066.3	1076.0	1034.7	1038.3	995.8	1002.5	961.8	974.0	946.0	955.1	927.7
50°	1143.5	1150.7	1111.2	1111.8	1070.5	1073.0	1027.5	1039.5	1009.1	1018.9	989.7
52.5°	1222.4	1227.3	1184.8	1189.0	1148.3	1152.6	1107.0	1111.8	1076.7	1085.1	1056.6
55°	1298.9	1300.2	1265.0	1263.8	1225.5	1233.4	1182.9	1193.9	1151.9	1161.0	1128.8
57.5°	1375.6	1379.8	1347.0	1348.2	1309.9	1315.4	1269.8	1277.8	1238.2	1249.1	1209.0
60°	1456.4	1469.7	1437.6	1441.7	1405.3	1416.3	1360.9	1371.3	1328.2	1345.8	1302.6
62.5°	1508.0	1557.9	1551.7	1558.5	1523.8	1529.2	1472.1	1488.6	1436.9	1449.6	1405.3
65°	1409.5	1531.7	1593.7	1661.7	1663.5	1681.1	1625.9	1631.9	1580.3	1577.3	1525.0
67.5°	1148.9	1299.6	1404.1	1543.8	1641.6	1735.8	1769.8	1778.4	1750.4	1720.6	1661.7
70°	693.3	857.8	1011.6	1176.3	1330.6	1500.1	1644.1	1743.7	1830.6	1826.4	1834.9
72.5°	274.0	410.7	513.4	667.7	820.8	1008.5	1167.8	1308.1	1457.6	1549.3	1668.4
75°	108.1	142.8	167.0	253.4	326.2	466.1	606.4	682.3	799.5	879.7	962.4
77.5°	77.7	85.1	86.2	100.2	105.7	146.4	171.3	197.4	222.4	238.1	235.2
80°	60.1	65.1	65.1	71.1	70.5	78.4	76.5	83.9	83.3	89.3	85.1
82.5°	45.0	48.0	48.0	52.9	52.9	57.7	56.5	61.4	59.5	63.8	59.5
85°	29.2	32.2	32.2	34.7	33.5	38.3	37.6	41.3	39.5	41.3	38.3
87.5°	16.4	18.2	18.8	20.7	18.8	22.5	21.9	23.7	21.9	23.7	22.5
90°	9.6	10.8	10.1	11.9	10.5	14.6	12.3	15.2	11.0	16.5	11.8
92.5°	7.0	7.2	7.2	7.2	7.2	7.2	7.0	6.6	6.3	6.1	6.1
95°	7.2	7.2	7.4	7.7	8.0	8.2	8.0	7.7	7.4	7.2	7.2
97.5°	11.5	12.3	11.8	11.3	10.7	10.2	10.0	9.7	9.4	9.2	9.0
100°	27.6	29.7	28.8	28.1	27.4	26.6	25.8	25.1	24.3	23.5	22.5
102.5°	48.6	51.1	50.3	49.6	48.9	48.1	46.9	45.5	44.2	43.0	42.1
105°	71.4	73.7	73.1	72.6	72.1	71.6	70.4	69.0	67.7	66.5	65.5
107.5°	95.3	97.2	97.0	96.7	96.4	96.2	95.1	94.1	93.1	92.1	91.2
110°	121.2	122.8	123.0	123.3	123.6	123.8	123.3	122.8	122.2	121.7	120.9



REPORT NUMBER: P227405

CATALOG NUMBER: ISW-AF-600-LED-E1-RW-ULG

CANDELA DISTRIBUTION (continued):

	52.5°	55°	57.5°	60°	62.5°	65°	67.5°	70°	72.5°	75°	77.5°
112.5°	150.2	151.4	151.9	152.4	152.9	153.4	153.2	152.9	152.6	152.4	151.9
115°	181.9	183.1	183.9	184.6	185.4	186.2	185.4	184.6	183.9	183.1	182.6
117.5°	214.3	215.8	216.9	217.9	218.9	219.9	218.7	217.4	216.0	214.8	214.3
120°	250.8	251.6	252.7	253.7	254.7	255.7	254.5	253.2	251.9	250.6	250.1
122.5°	284.9	285.4	286.4	287.4	288.5	289.5	288.3	286.9	285.6	284.4	283.9
125°	319.4	320.2	320.7	321.2	321.7	322.2	321.0	319.7	318.3	317.1	317.1
127.5°	351.7	352.9	353.1	353.4	353.7	353.9	353.9	353.9	353.9	353.9	353.7
130°	384.4	385.7	386.7	387.7	388.7	389.7	389.7	389.7	389.7	389.7	389.2
132.5°	418.9	420.4	421.7	423.0	424.3	425.5	425.0	424.5	424.0	423.5	423.5
135°	451.6	453.2	454.4	455.7	457.1	458.3	458.1	457.8	457.5	457.3	458.1
137.5°	482.6	483.9	484.4	484.9	485.4	485.9	486.1	486.4	486.7	486.9	488.2
140°	510.7	511.5	512.0	512.5	513.0	513.5	514.0	514.5	515.1	515.6	516.8
142.5°	538.6	539.1	540.6	542.2	543.7	545.2	545.2	545.2	545.2	545.2	545.4
145°	567.5	568.8	570.3	571.8	573.4	574.9	574.7	574.4	574.1	573.9	573.1
147.5°	592.1	593.3	594.5	595.9	597.2	598.4	598.6	598.9	599.2	599.4	598.6
150°	609.7	610.7	611.5	612.2	613.0	613.8	614.6	615.3	616.0	616.8	617.7
152.5°	624.8	625.0	625.8	626.6	627.3	628.1	629.1	630.1	631.2	632.2	633.4
155°	640.9	640.4	641.6	642.9	644.3	645.5	646.7	648.0	649.4	650.6	651.1
157.5°	659.0	658.8	659.8	660.8	661.8	662.9	663.4	663.9	664.4	664.9	664.9
160°	672.3	673.1	674.6	676.2	677.7	679.2	678.4	677.7	677.0	676.2	676.0
162.5°	681.3	682.3	683.3	684.4	685.4	686.4	686.2	685.9	685.6	685.4	684.9
165°	687.6	687.4	688.7	690.0	691.3	692.5	693.4	694.1	694.8	695.6	695.1
167.5°	695.4	693.6	695.1	696.6	698.2	699.7	700.7	701.7	702.8	703.8	703.8
170°	703.0	701.7	702.6	703.3	704.0	704.8	706.0	707.4	708.7	709.9	710.4
172.5°	705.0	704.8	705.6	706.3	707.1	707.9	708.4	708.9	709.4	709.9	710.4
175°	705.8	705.8	707.1	708.4	709.7	711.0	711.2	711.5	711.8	712.0	711.5
177.5°	710.1	709.9	711.2	712.5	713.8	715.0	715.6	716.1	716.6	717.1	716.3
180°	716.1	716.1	716.1	716.1	716.1	716.1	716.1	716.1	716.1	716.1	716.1



REPORT NUMBER: P227405

CATALOG NUMBER: ISW-AF-600-LED-E1-RW-ULG

CANDELA DISTRIBUTION (continued):

	80°	82.5°	85°	87.5°	90°
0°	474.5	474.5	474.5	474.5	474.5
2.5°	474.5	473.3	475.8	472.1	475.2
5°	483.0	477.5	484.3	477.5	483.7
7.5°	494.6	485.5	495.2	485.5	495.2
10°	505.5	490.3	506.2	491.5	506.7
12.5°	521.9	503.7	524.4	504.3	524.4
15°	540.1	519.5	542.6	520.1	543.8
17.5°	554.7	534.7	557.1	534.7	557.7
20°	566.8	551.1	569.9	551.1	571.7
22.5°	580.8	569.3	584.5	569.3	588.1
25°	599.0	591.2	603.3	592.4	605.8
27.5°	620.3	614.9	624.6	616.6	627.0
30°	645.3	643.4	648.2	644.7	650.7
32.5°	673.2	677.4	677.4	677.4	679.9
35°	713.9	717.5	717.5	718.7	719.3
37.5°	752.8	758.8	758.2	760.1	760.1
40°	793.5	801.4	801.4	801.4	802.6
42.5°	838.4	847.0	848.1	844.5	847.0
45°	888.8	891.9	895.0	893.1	897.3
47.5°	943.0	946.0	948.4	946.0	952.7
50°	1006.8	1006.2	1012.8	1006.2	1015.9
52.5°	1073.6	1079.0	1083.3	1076.7	1083.3
55°	1148.9	1147.1	1161.0	1151.9	1161.0
57.5°	1231.5	1231.5	1245.5	1237.1	1247.4
60°	1329.3	1321.4	1340.9	1327.0	1340.9
62.5°	1428.4	1414.4	1436.3	1424.2	1442.4
65°	1542.6	1522.6	1543.2	1527.5	1543.8
67.5°	1658.1	1635.0	1641.6	1633.8	1642.9
70°	1806.3	1803.3	1795.4	1818.5	1798.4
72.5°	1649.5	1684.8	1656.3	1711.5	1673.9
75°	1013.4	1078.4	1114.3	1170.8	1161.7
77.5°	240.0	213.3	235.2	210.8	237.5
80°	88.7	80.8	84.5	73.6	82.0
82.5°	60.8	52.9	51.0	40.7	43.8
85°	38.9	31.6	29.2	24.3	26.7
87.5°	23.1	17.6	16.4	14.0	14.6
90°	14.8	10.1	12.1	8.4	11.5
92.5°	6.1	6.1	6.1	6.1	6.1
95°	7.2	7.2	7.2	7.2	7.2
97.5°	8.7	8.4	8.2	8.2	8.2
100°	21.5	20.5	19.4	19.4	19.4
102.5°	41.4	40.7	39.9	39.4	38.9
105°	64.4	63.4	62.4	62.4	62.4
107.5°	90.5	89.8	89.0	88.5	88.0
110°	120.2	119.5	118.7	119.2	119.7



REPORT NUMBER: P227405

CATALOG NUMBER: ISW-AF-600-LED-E1-RW-ULG

CANDELA DISTRIBUTION (continued):

	80°	82.5°	85°	87.5°	90°
112.5°	151.4	150.9	150.4	150.4	150.4
115°	182.1	181.6	181.1	181.6	182.1
117.5°	213.8	213.3	212.8	213.3	213.8
120°	249.6	249.1	248.6	248.6	248.6
122.5°	283.4	282.8	282.3	282.8	283.4
125°	317.1	317.1	317.1	317.1	317.1
127.5°	353.4	353.1	352.9	353.9	355.0
130°	388.7	388.2	387.7	388.2	388.7
132.5°	423.5	423.5	423.5	424.0	424.5
135°	458.8	459.5	460.3	460.8	461.4
137.5°	489.5	490.8	492.0	492.6	493.1
140°	518.1	519.5	520.7	521.7	522.7
142.5°	545.7	546.1	546.3	547.3	548.3
145°	572.3	571.6	570.8	571.8	572.9
147.5°	597.9	597.2	596.4	597.4	598.4
150°	618.4	619.1	619.9	622.0	624.0
152.5°	634.7	636.1	637.3	639.9	642.4
155°	651.6	652.1	652.6	654.2	655.7
157.5°	664.9	664.9	664.9	667.5	670.0
160°	675.7	675.4	675.1	678.2	681.3
162.5°	684.4	683.8	683.3	686.4	689.5
165°	694.6	694.1	693.6	695.6	697.7
167.5°	703.8	703.8	703.8	706.9	709.9
170°	711.0	711.5	712.0	714.5	717.1
172.5°	711.0	711.5	712.0	714.5	717.1
175°	711.0	710.4	709.9	712.5	715.0
177.5°	715.6	714.8	714.0	716.1	718.1
180°	716.1	716.1	716.1	716.1	716.1

(END OF REPORT)